

PROJECT ONLINE IMPLEMENTATION

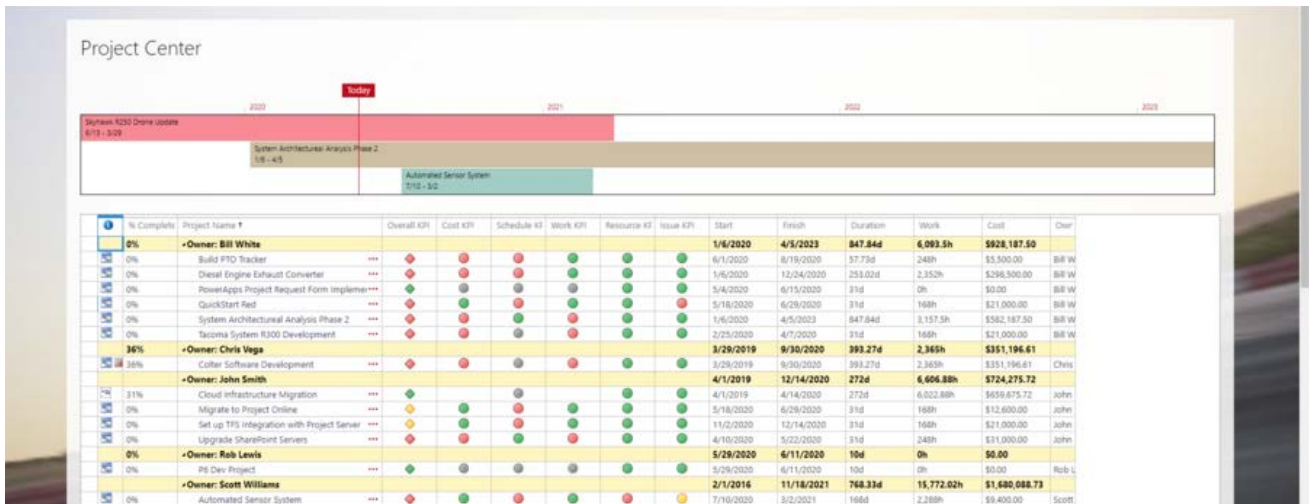
via TPG QuickStart

Quick and at a Fixed Price – Your Fast Track to a
Microsoft Project and Portfolio Management Solution

TPG QuickStart : Your Economical Fast Track

TPG QuickStart is a turnkey solution for implementing Project Online as well as Project Server. In just a few weeks, you will have your own cost-effective starter solution for cloud-based or on-premises multi-project, portfolio, and resource management.

You will quickly be up and running with this package solution because it gives you a powerful, proven, centralized platform for planning, information, and communication.



TPG QuickStart: Project Center in Project Online or Microsoft Project Server

A SHARED WORK ENVIRONMENT FOR ALL ROLES

TPG QuickStart is based on the powerful Microsoft Project Portfolio Management (PPM) solution. As all of its components are embedded in SharePoint Online / SharePoint Server / and based on Project Online / Project Server, you have all the functions for project and resource management at your fingertips, along with business intelligence,

reporting, document management and list management features. Everyone in your company who is involved in projects can use this common work environment and information platform: company executives, the PMO, resource-responsible team leaders, project managers, and project team members.

WHY USE TPG QUICKSTART TO INTRODUCE MICROSOFT PPM?

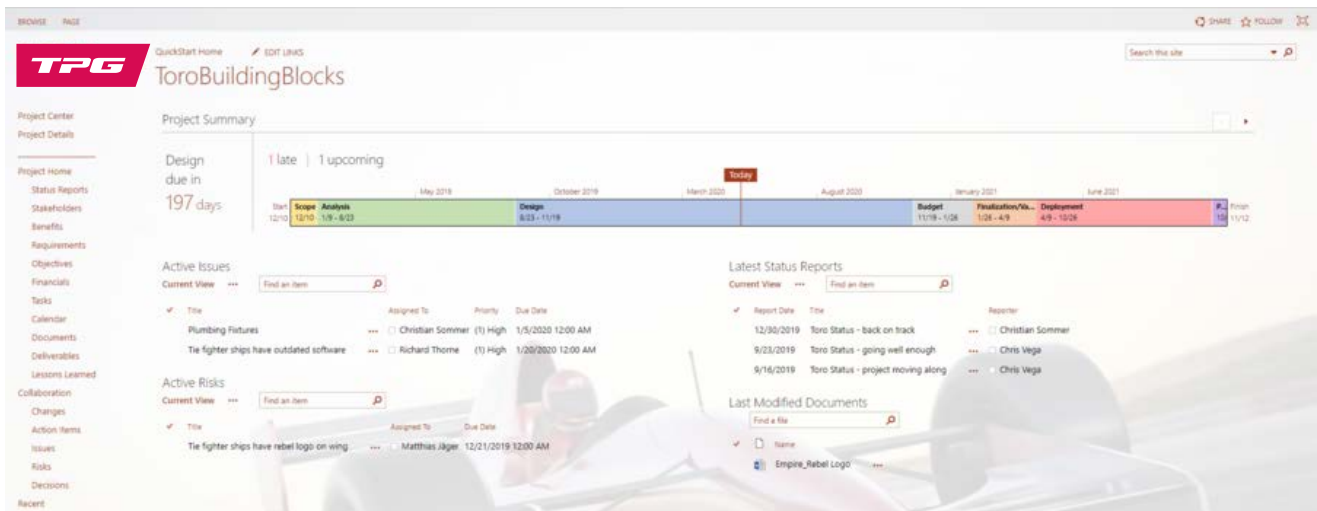


- » Preconfigured solution for project and portfolio management
- » Combines generic processes and best practices
- » Based on the PMBOK Guide and can be used in any industry
- » Comprises workshop, implementation, and training
- » Ready to use in just a few weeks
- » Based on Project Online or Project Server
- » 3 key reports in Microsoft Excel or 21 preconfigured reports in Microsoft Power BI
- » Realization at a fixed price

How TPG QuickStart Facilitates Your Work

Project Online / Project Server provides you with immediate benefits in these key areas:

Scheduling	Having a clear overview of the tasks and progress helps you meet the project deadlines and manage your projects well.
Time and task management	Everyone uses a shared, centralized tool to manage timesheets and scheduling.
Resource management	Optimize your project team's workload and prevent overuse / underuse of resources before it occurs.
Problem and risk management	Keep track of problems and risks so that you can minimize or prevent them.
Cost management	Monitor how costs are evolving and ensure that your project stays within budget.
Idea management	Gather and document the ideas centrally, then analyze them and decide how to implement them.
User-defined fields	Make it even easier to analyze your data by including additional details on project status, phase, sponsor, invoicing, and objectives, for example.
Project status	Continually monitor your projects using indicators and views showing the costs, duration, hours worked, and deadlines.
Dashboards and reports	Having up-to-date, detailed data lets you make quick, well-informed decisions. Detailed dashboards showing KPIs related to portfolios, individual projects, and resource usage ensure that you have a good overview at all times. A drill-down feature gives you greater detail for each report. This lets you proactively manage your projects.
User interface and usability	Navigating the system is easy and direct thanks to the new, well-designed interface.
Collaboration	The ability of team members to work together easily is a key prerequisite for effective, successful projects.
Comprehensive project site	The project sites in SharePoint are clearly organized and group all the project-specific information in a central place, thereby facilitating collaboration between project members. (A sample list follows.)
Stakeholder analysis	SharePoint list: Manage and analyze all the individuals affecting the project.
Change requests	SharePoint list: Maintain an overview and track all changes to the project's goals and objectives.
Status reports	SharePoint list: With a single click, generate a one-page report showing the project's current status and summarized details.



Detailed work area with direct access to key information (see navigation panel at left)

QUICK SOLUTION WITH STANDARDS

Are you trying to:

- » Standardize your project management?
- » Increase its efficiency?
- » Enhance its maturity?

If yes, then TPG QuickStart is the ideal approach for you. The solution is ready to use quickly and based on proven Microsoft technology. It delivers exactly what you need to quickly achieve these goals – at a fixed price.

EXPANDABLE PLATFORM AS NECESSARY

Right from the start, you will have access to TPG QuickStart's generic project management processes and best practices gathered from a variety of industries. As your business continues to evolve, you can enhance the platform with new functions and integrate it with other systems in your company.

TPG QuickStart gives you access to proven project management methods and functions. It includes:

- » A preconfigured security concept
- » A customized project plan template
- » Views and reports
- » An enterprise resource pool tailored to your requirements
- » Diverse lists outlining the risks, issues, stakeholders, etc.

ONLINE SOLUTION OR ON-PREMISES

With TPG QuickStart, you have a choice of two platforms:

- » Cloud-based using Project Online
- » On-premises using Microsoft Project Server

Both platforms are implemented in a similar manner, so you can choose the one best suited to your needs.

Note: Microsoft licenses are not included in the TPG QuickStart package.

PRECONFIGURED STANDARDS

Alongside basic functions, such as project creation, resource planning, time tracking, and analyses, the TPG QuickStart package in Project Online (or Project Server) also includes practical items such as status icons, selection lists, tables, and filters.

Preconfigured views, filters, and tables are there to help the project manager. Right after implementing Project Online (or Project Server), you have immediate access, at all times, to the information you need. This includes:

- » Critical path
- » Resource utilization
- » A skills-based TeamPlanner
- » Schedule checks

Client Feedback



“The TPG QuickStart solution has helped us achieve high transparency in project management. Its implementation was straightforward and tailored to our needs. The project participants were able to work independently with the solution after a short training period.”

Edgar Bietsch, IT Network / Service Manager, Dinkelacker-Schwaben Bräu GmbH & Co. KG

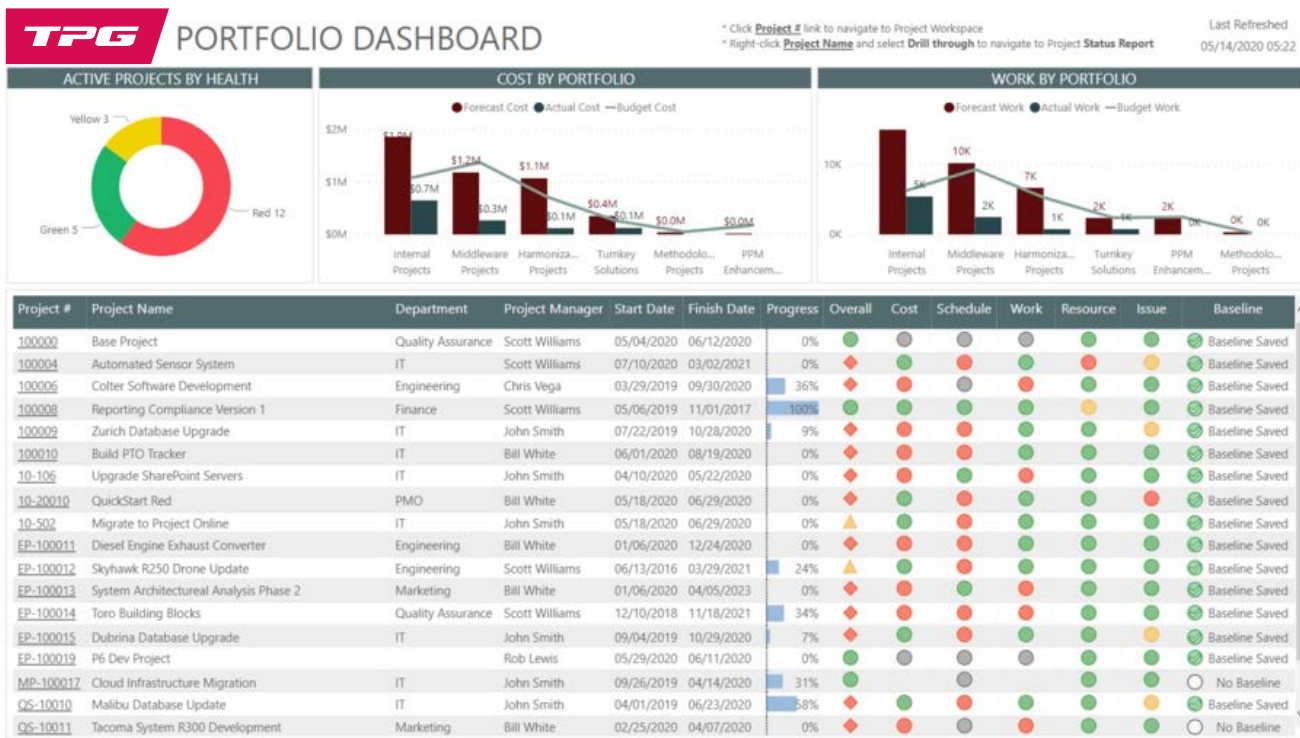
CLEARLY UNDERSTANDABLE REPORTS WITH JUST A CLICK

The TPG QuickStart basic package contains a set of key reports based on Power BI (Power BI license information) or alternatively based on Excel. Project managers and management use these to plan and make decisions as well as detailed, easily

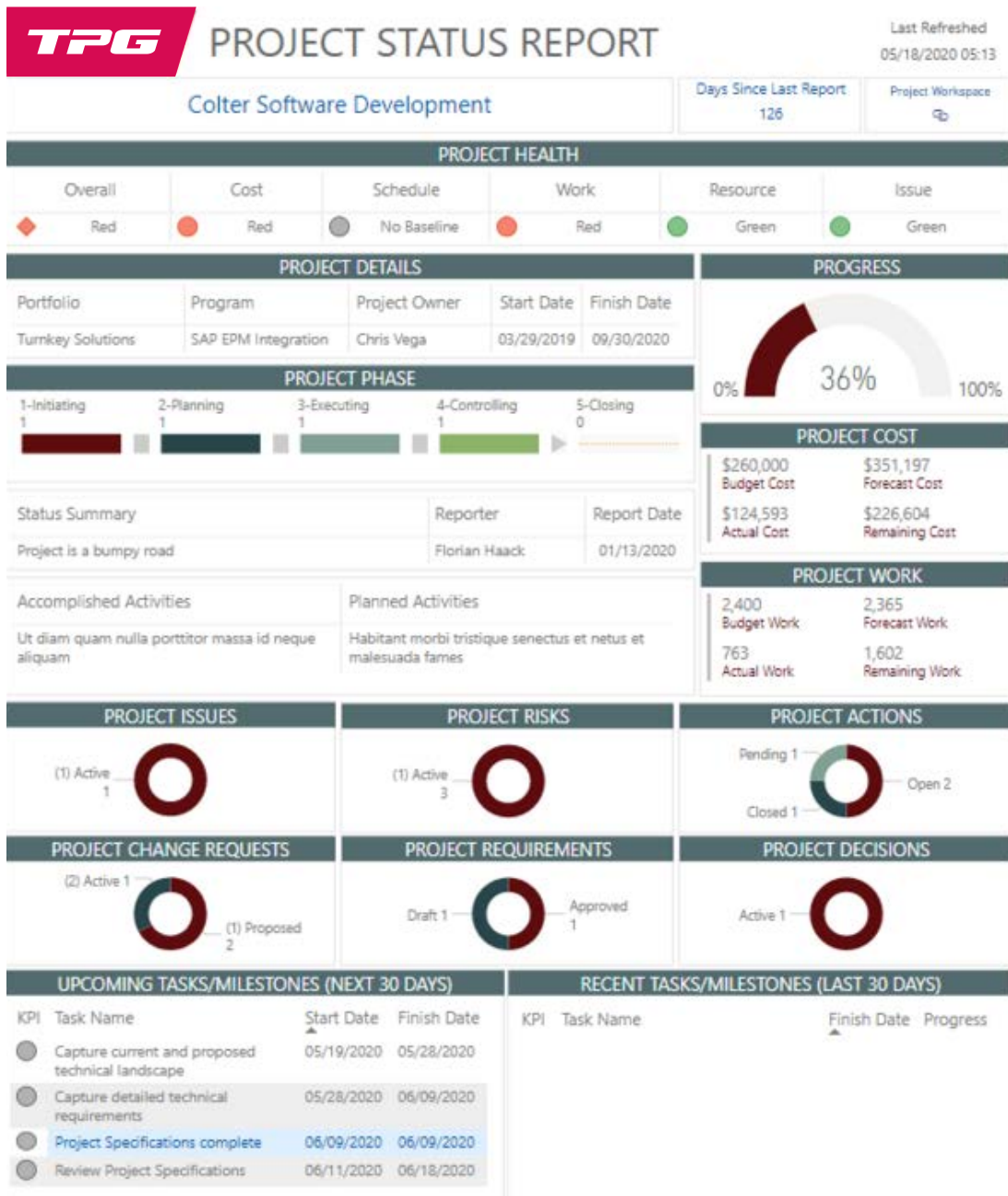
printable reports about:

- » Project portfolios
- » Individual projects
- » Resource utilization

TPG QuickStart can be expanded as needed, however, with a set of valuable Power BI reports.



TPG QuickStart Power BI standard report: Portfolio dashboard for Project Online / Project Server



TPG QuickStart Power BI standard report: Project dashboard for Project Online / Project Server

Client Feedback



“In our opinion, the TPG QuickStart package for Project Online, combined with the enhancement for multi-project management, TPG ProjectLink, and TPG TeamManager for resource planning in SharePoint, is the optimal, fast and secure way to implement a central, enterprise-wide solution for project and portfolio management.”

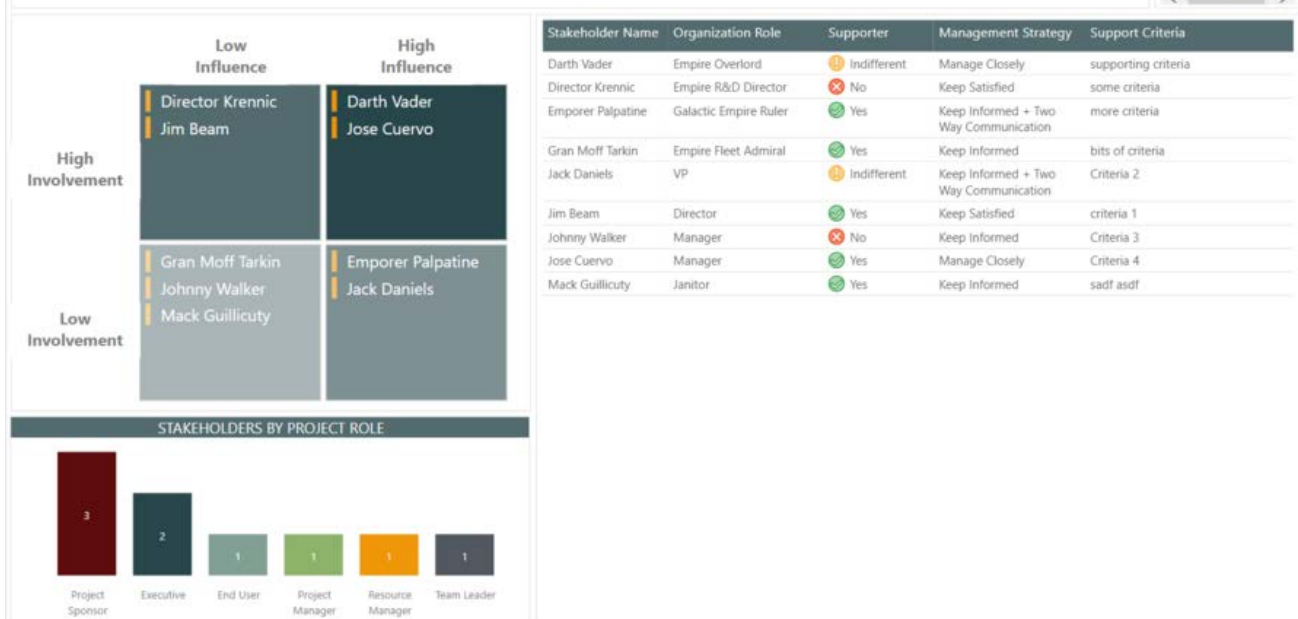
David Hermann, Project Engineer, G+E GETEC Holding GmbH

TPG PROJECT STAKEHOLDERS

Last Refreshed
05/14/2020 05:22

Project Workspace

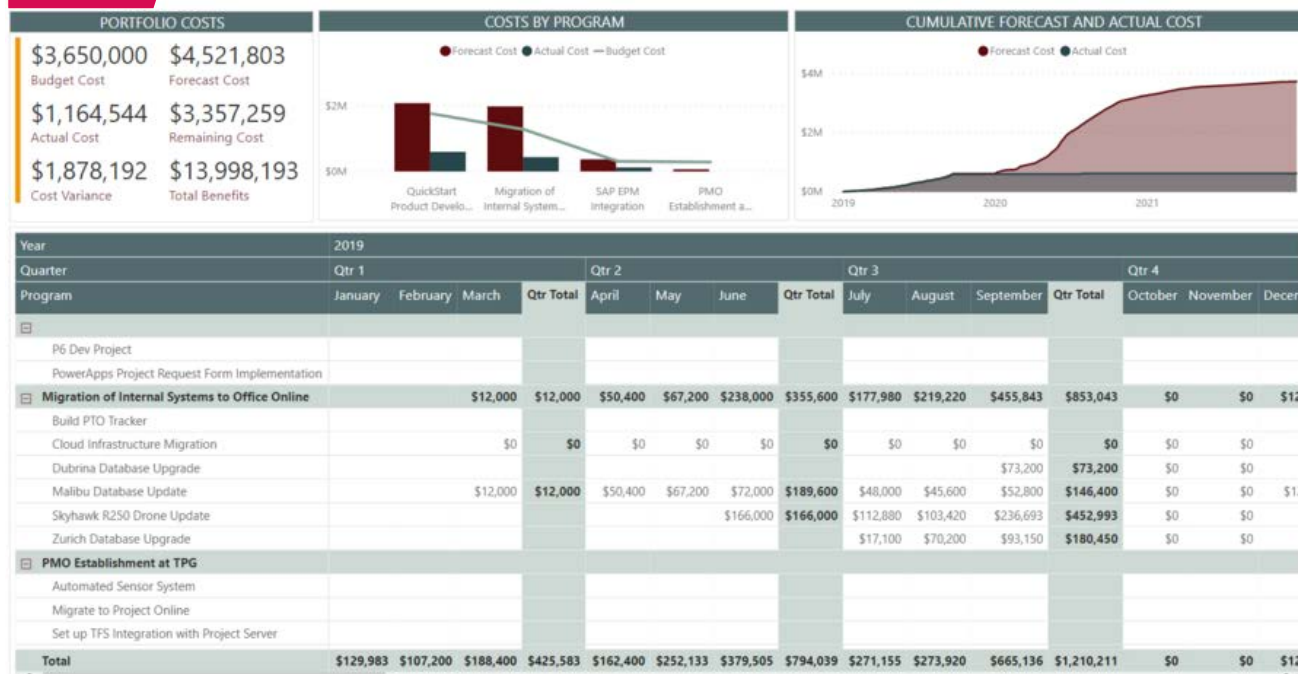
N/A



Stakeholder Report – TPG QuickStart Power BI for Project Online / Project Server

TPG PORTFOLIO COST SUMMARY

Last Refreshed
* Data from Project Schedule 05/14/2020 05:22



Report on costs – TPG QuickStart Power BI for Project Online / Project Server

Three Steps to Implementing Your Microsoft PPM System

TPG QuickStart is composed of three phases with clearly defined deliverables. Using standardized documents, standards, and configurations, you will have an effective Microsoft PPM solution in just a few weeks.



PHASE 1: SYSTEM CONFIGURATION

Activities: Hold kick-off meeting and define what specific customization is needed (remote), conduct workshop on technical infrastructure (remote), develop and gain approval for the technical documentation (remote), assist in provision (Project Online), perform the configuration (remote), create the configuration documentation (remote), do system handover, and conduct acceptance test (remote).

Deliverables: Technical documentation and configuration documentation

Duration: approx. 1-3 weeks

PHASE 2: TRAINING

Activities: Prepare training sessions (remote) / conduct 2-day PPM basics training for the core project team for up to 8 participants (on-site), conduct 2-day admin training for up to 3 participants (on-site).

Deliverables: TPG QuickStart standard training documents

Duration: approx. 1 week

PHASE 3: SYSTEM ENHANCEMENTS

Activities: 24 hours of coaching & support (on-site or remote), conduct project completion meeting (remote)

Deliverables: updated TPG QuickStart configuration documentation

Duration: approx. 2-4 weeks

The Project Group

Informationstechnologie GmbH

Destouchesstr. 68 | 80796 Munich | Germany

Tel. +49 89 615 593 30 | info@theprojectgroup.com